

# CONSUMPTION GUIDE

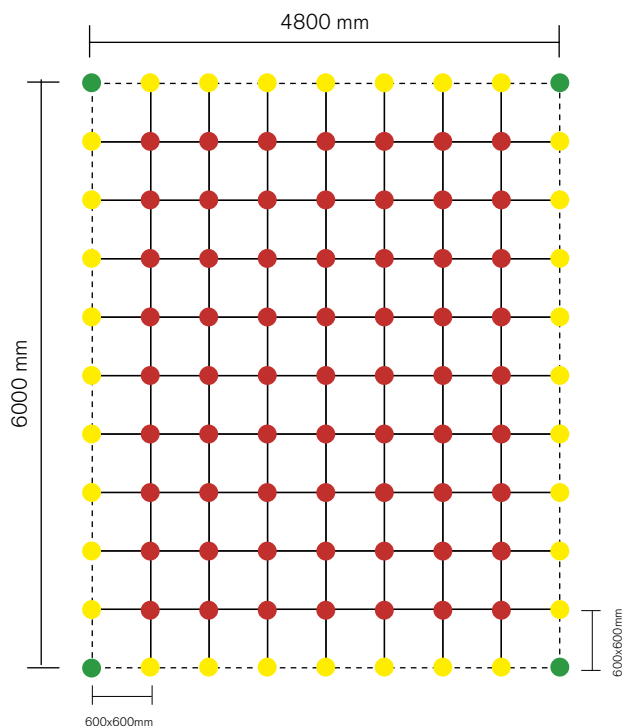
To simplify the calculation of how much of AddOn's parts are needed, we have provided some common examples of quantities and where the different parts are used. Do not hesitate to contact us for further assistance.

Parts

ADDON  
CEILING

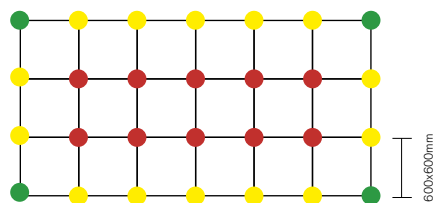
- Cross - R05811
- T-Cross - R05812
- Corner - R05813
- Outer Corner - R05814
- AddOn Ceiling 600mm
- AddOn Ceiling 1200mm
- ⋯ AddOn Ceiling tape

Example wall-to-wall (entire room)



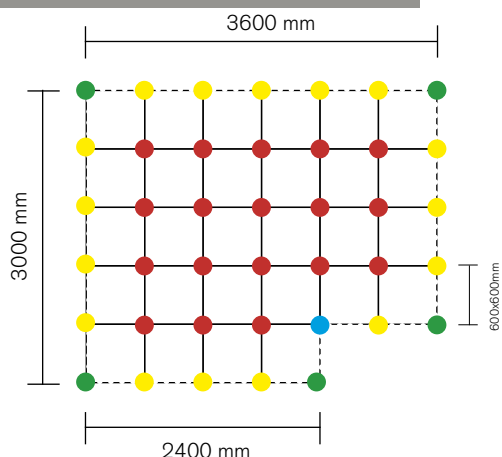
- Consumption for this example
- 63 pcs** ● Cross - R05811
  - 32 pcs** ● T-Cross - R05812
  - 4 pcs** ● Corner - R05813
  - 142 pcs** — AddOn Ceiling 600mm
  - 21,6m** ⋯ AddOn Ceiling tape

Example "Island" (middle in the room)



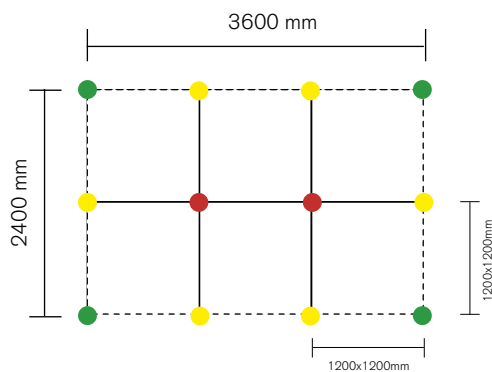
- Consumption for this example
- 10 pcs** ● Cross - R05811
  - 14 pcs** ● T-Cross - R05812
  - 4 pcs** ● Corner - R05813
  - 45 pcs** — AddOn Ceiling 600mm

Example wall-to-wall (with external corner)



- Consumption for this example
- 18 pcs** ● Cross - R05811
  - 15 pcs** ● T-Cross - R05812
  - 5 pcs** ● Corner - R05813
  - 1 pcs** ● Outer Corner - R05814
  - 45 pcs** — AddOn Ceiling 600mm
  - 13,2m** ⋯ AddOn Ceiling tape

Example wall to wall (1200mm profile)



- Consumption for this example
- 2 pcs** ● Cross - R05811
  - 6 pcs** ● T-Cross - R05812
  - 4 pcs** ● Corner - R05813
  - 5 pcs** — AddOn Ceiling 1200mm
  - 12m** ⋯ AddOn Ceiling tape